

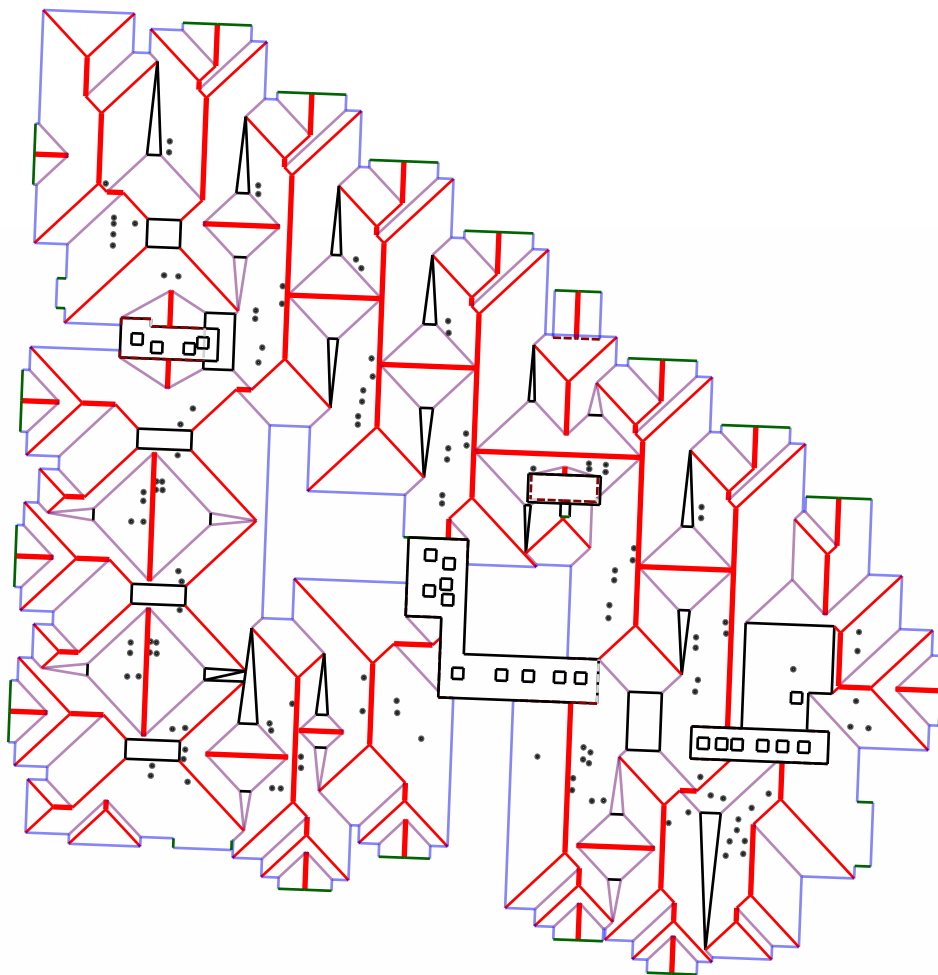


Roofing 1
 John-Doe@GMail.com
 2811234567
 123 Street City, Texas 77095

Property Address:
 123 Sample St
 Houston, TX 75060

This Report is Made by:
RoofEZ.com
 Accurate Measurements, EZ Savings!
 We take measuring to the next level

Roof First Page



Roof Summary Info

Total Squares: 661SQ
 Total Area: 66082sqft
 Slope Area: 61365sqft
 Flat Area: 4717sqft
 Stories >=2 area: 16799.2sqft
 Adjusted Planes: 345

Ridge Count: 73
 Ridge Length: 1359'
 Eave Count: 142
 Eave Length: 1538'
 Rake Count: 43
 Rake Length: 436'
 Hip Count: 110
 Hip Length: 2138'
 Valley Count: 155
 Valley Length: 2598'
 Apron Flashing Length: 112'
 Step Flashing Length: 316'
 Other Vents: 3
 Pipe Vents: 119
 Total RTUs: 21

Report Contents

Length Diagram	page 2
Pitch Diagram	page 3
Area Diagram	page 4
Notes Diagram	page 5
Images	page 10
Waste Calculation	page 11



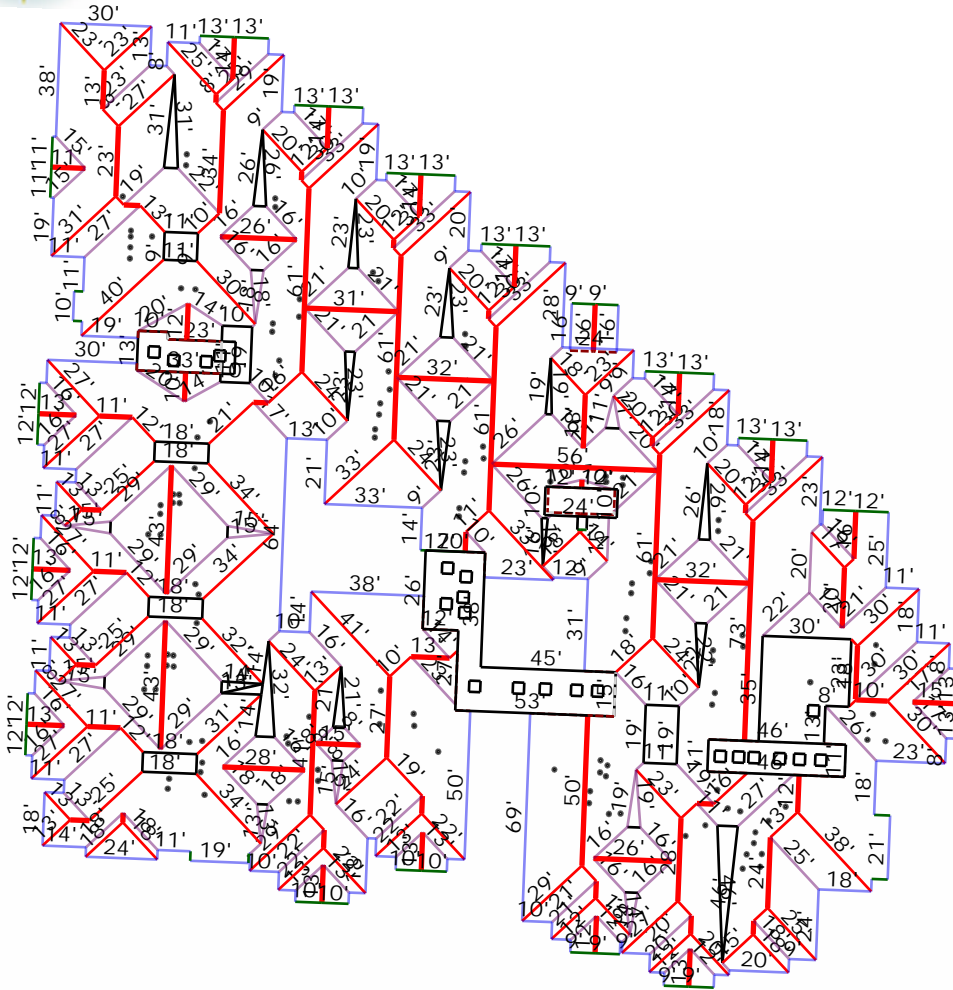


Roofing 1
John-Doe@GMail.com
2811234567
123 Street City, Texas 77095

Property Address:
123 Sample St
Houston, TX 75060

This Report is Made by:
RoofEZ.com
Accurate Measurements, EZ Savings!
We take measuring to the next level

Length Diagram



Ridge Length: 1359'
Eave Length: 1538'
Rake Length: 436'
Hip Length: 2138'
Valley Length: 2598'
Step Flashing Length: 316'
Apron Flashing Length: 112'



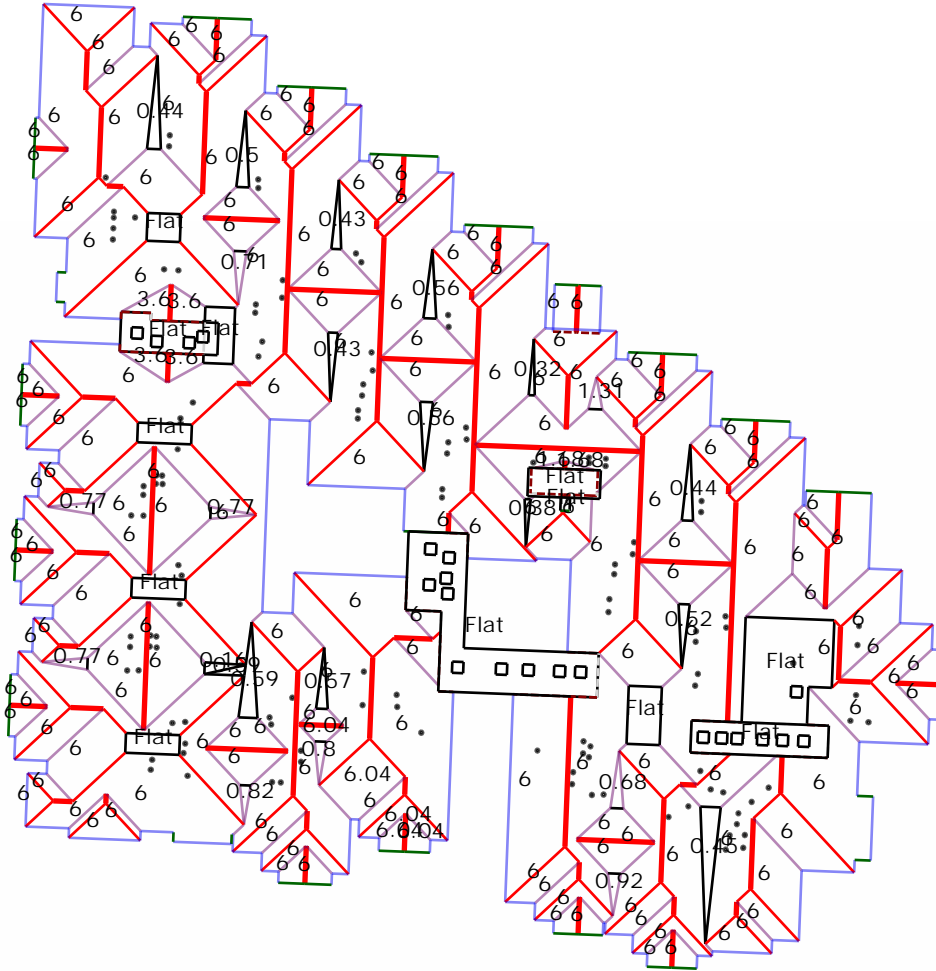


Roofing 1
John-Doe@GMail.com
2811234567
123 Street City, Texas 77095

Property Address:
123 Sample St
Houston, TX 75060

This Report is Made by:
RoofEZ.com
Accurate Measurements, EZ Savings!
We take measuring to the next level

Pitch Diagram



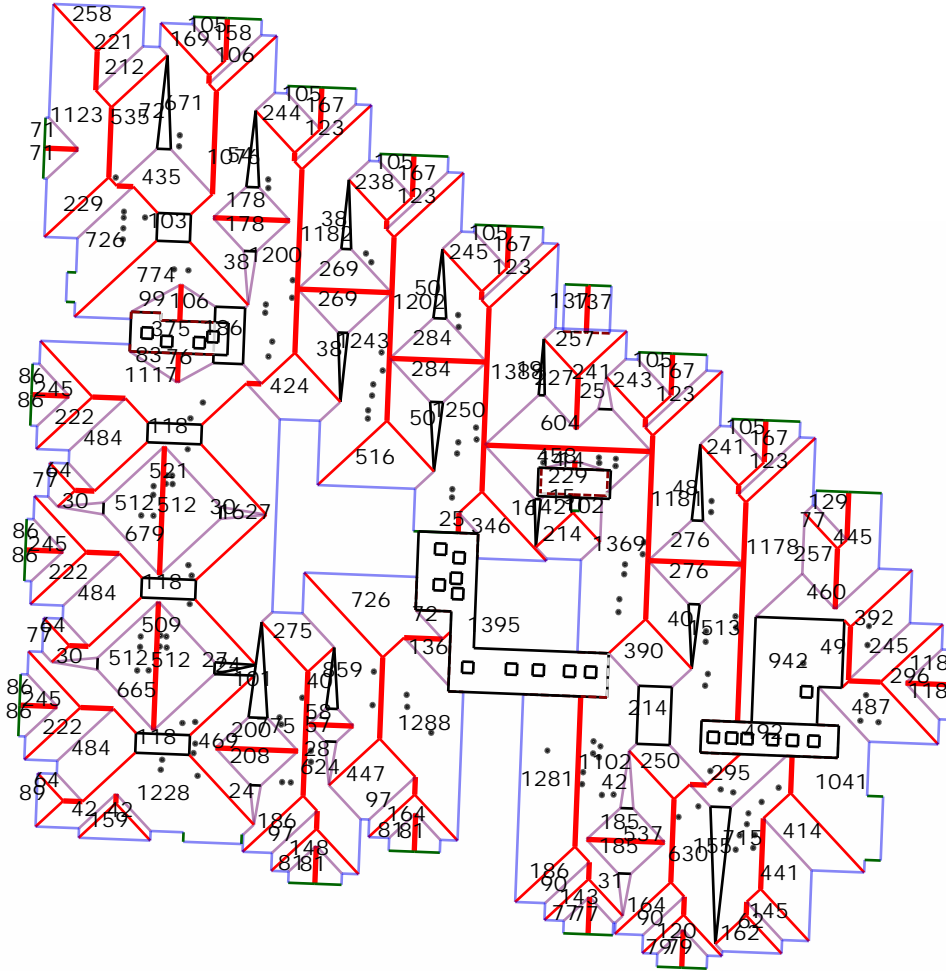


Roofing 1
John-Doe@GMail.com
2811234567
123 Street City, Texas 77095

Property Address:
123 Sample St
Houston, TX 75060

This Report is Made by:
RoofEZ.com
Accurate Measurements, EZ Savings!
We take measuring to the next level

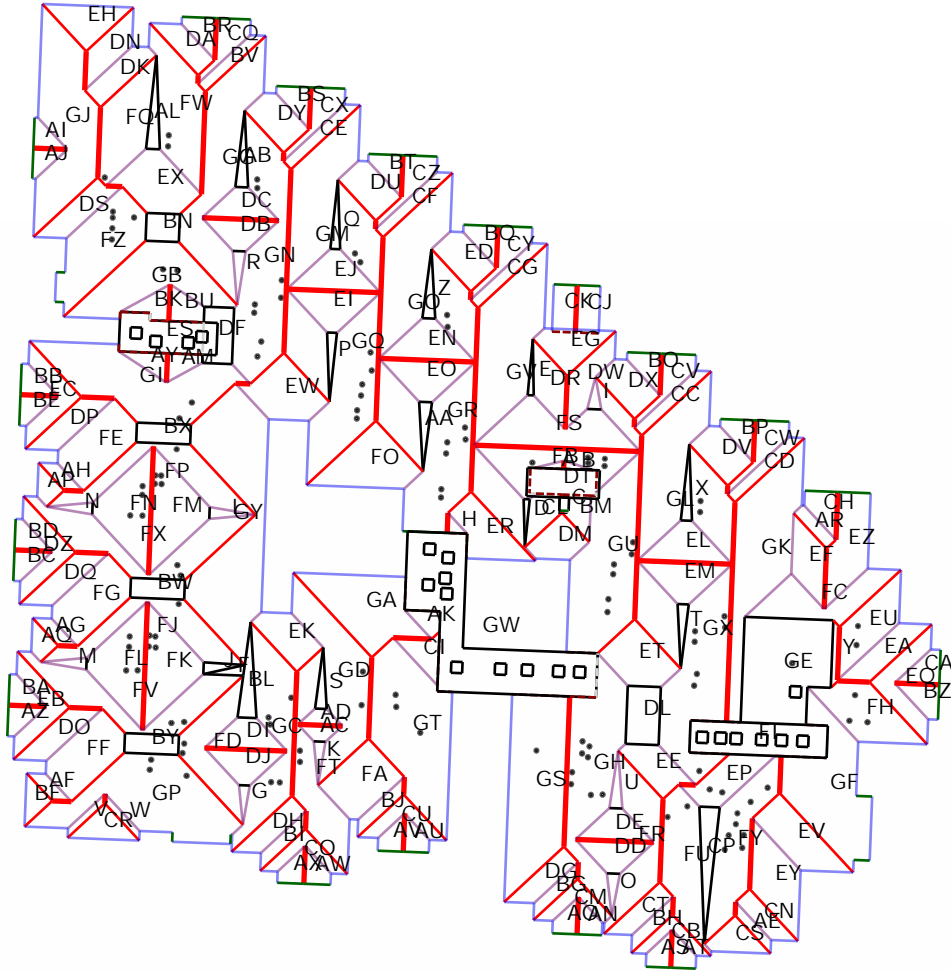
Area Diagram



Total Squares: 661SQ
Total Area: 66082sqft
Adjusted Planes: 345

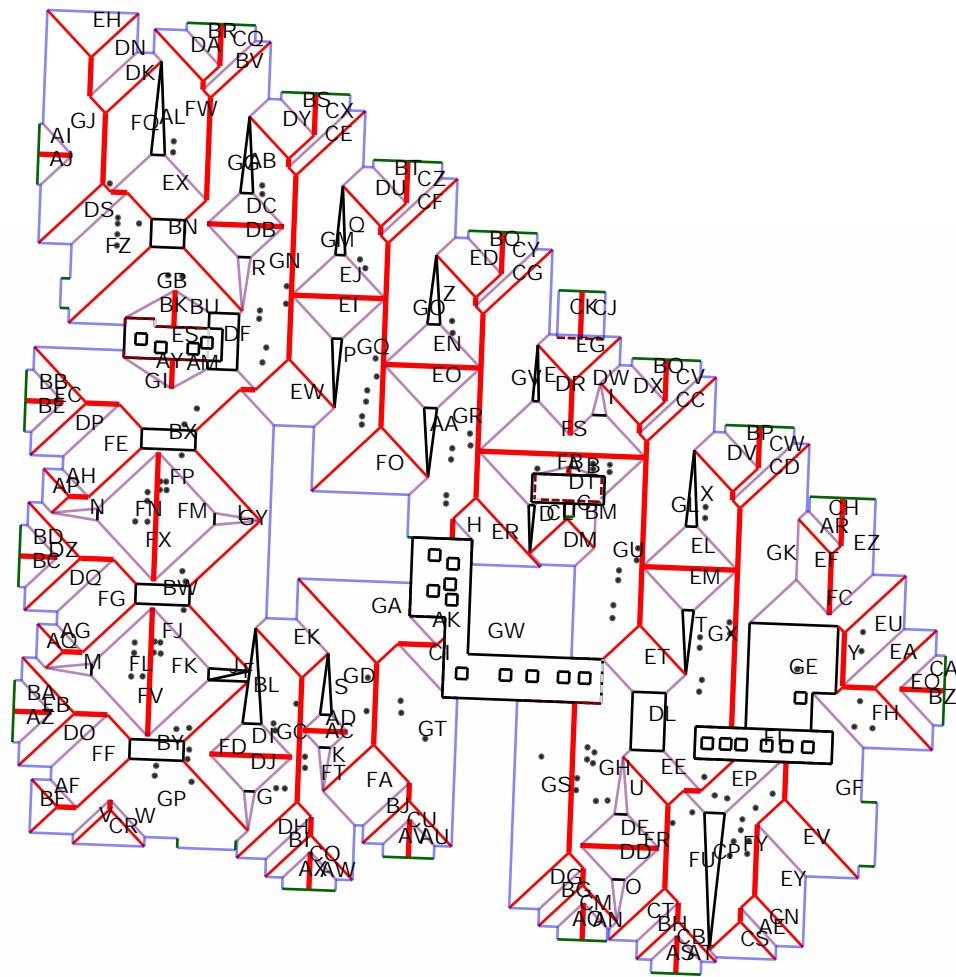


Notes Diagram



- A : 14 sqft.
- B : 14 sqft.
- C : 15 sqft.
- D : 16 sqft.
- E : 19 sqft.
- F : 24 sqft.
- G : 24 sqft.
- H : 25 sqft.
- I : 25 sqft.
- J : 27 sqft.
- K : 28 sqft.
- L : 30 sqft.
- M : 30 sqft.
- N : 30 sqft.
- O : 31 sqft.
- P : 38 sqft.
- Q : 38 sqft.
- R : 38 sqft.
- S : 40 sqft.
- T : 40 sqft.
- U : 42 sqft.
- V : 42 sqft.
- W : 42 sqft.
- X : 48 sqft.
- Y : 49 sqft.
- Z : 50 sqft.
- AA : 50 sqft.
- AB : 54 sqft.
- AC : 57 sqft.
- AD : 58 sqft.
- AE : 62 sqft.
- AF : 64 sqft.
- AG : 64 sqft.
- AH : 64 sqft.
- AI : 71 sqft.
- AJ : 71 sqft.
- AK : 72 sqft.
- AL : 72 sqft.
- AM : 76 sqft.
- AN : 77 sqft.
- AO : 77 sqft.
- AP : 77 sqft.
- AQ : 77 sqft.
- AR : 77 sqft.
- AS : 79 sqft.

Notes Diagram



- AT : 79 sqft.
- AU : 81 sqft.
- AV : 81 sqft.
- AW : 81 sqft.
- AX : 81 sqft.
- AY : 83 sqft.
- AZ : 86 sqft.
- BA : 86 sqft.
- BB : 86 sqft.
- BC : 86 sqft.
- BD : 86 sqft.
- BE : 86 sqft.
- BF : 89 sqft.
- BG : 90 sqft.
- BH : 90 sqft.
- BI : 97 sqft.
- BJ : 97 sqft.
- BK : 99 sqft.
- BL : 101 sqft.
- BM : 102 sqft.
- BN : 103 sqft.
- BO : 105 sqft.
- BP : 105 sqft.
- BQ : 105 sqft.
- BR : 105 sqft.
- BS : 105 sqft.
- BT : 105 sqft.
- BU : 106 sqft.
- BV : 106 sqft.
- BW : 118 sqft.
- BX : 118 sqft.
- BY : 118 sqft.
- BZ : 118 sqft.
- CA : 118 sqft.
- CB : 120 sqft. (6 edges, 2 planes)
- CC : 123 sqft.
- CD : 123 sqft.
- CE : 123 sqft.
- CF : 123 sqft.
- CG : 123 sqft.
- CH : 129 sqft.
- CI : 136 sqft.
- CJ : 137 sqft.
- CK : 137 sqft.
- CL : 142 sqft.

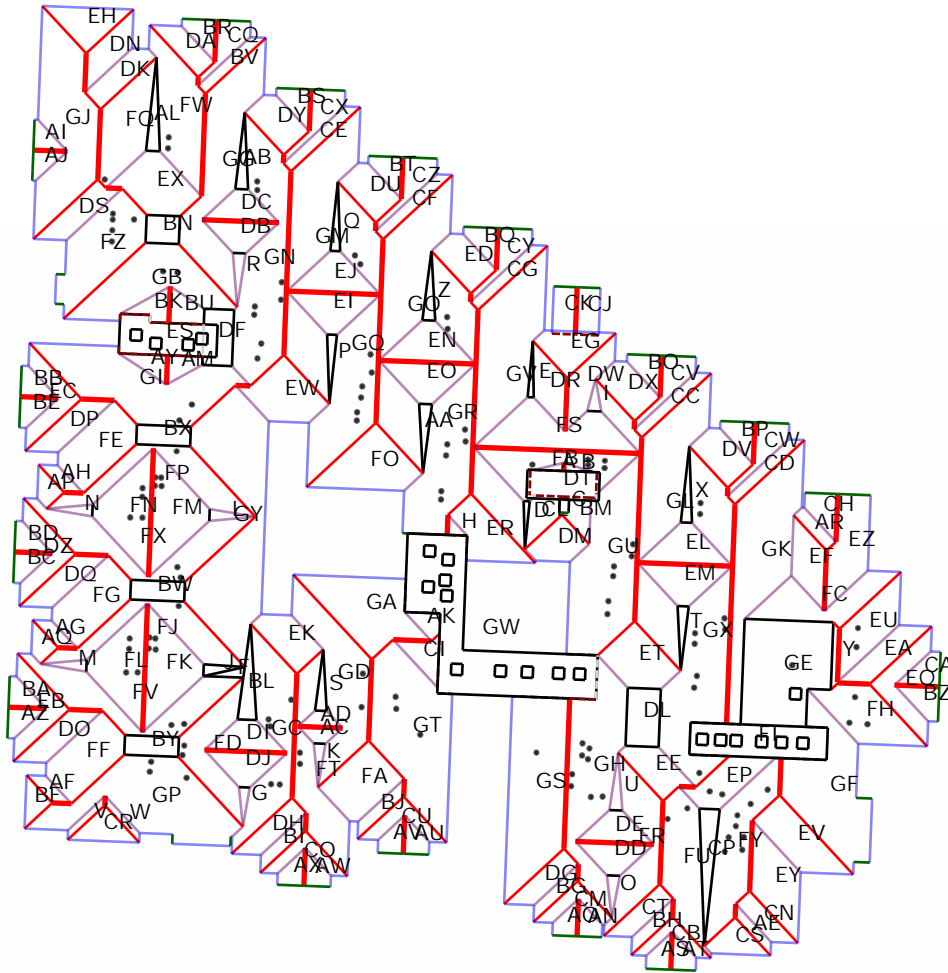


Roofing 1
 John-Doe@GMail.com
 2811234567
 123 Street City, Texas 77095

Property Address:
 123 Sample St
 Houston, TX 75060

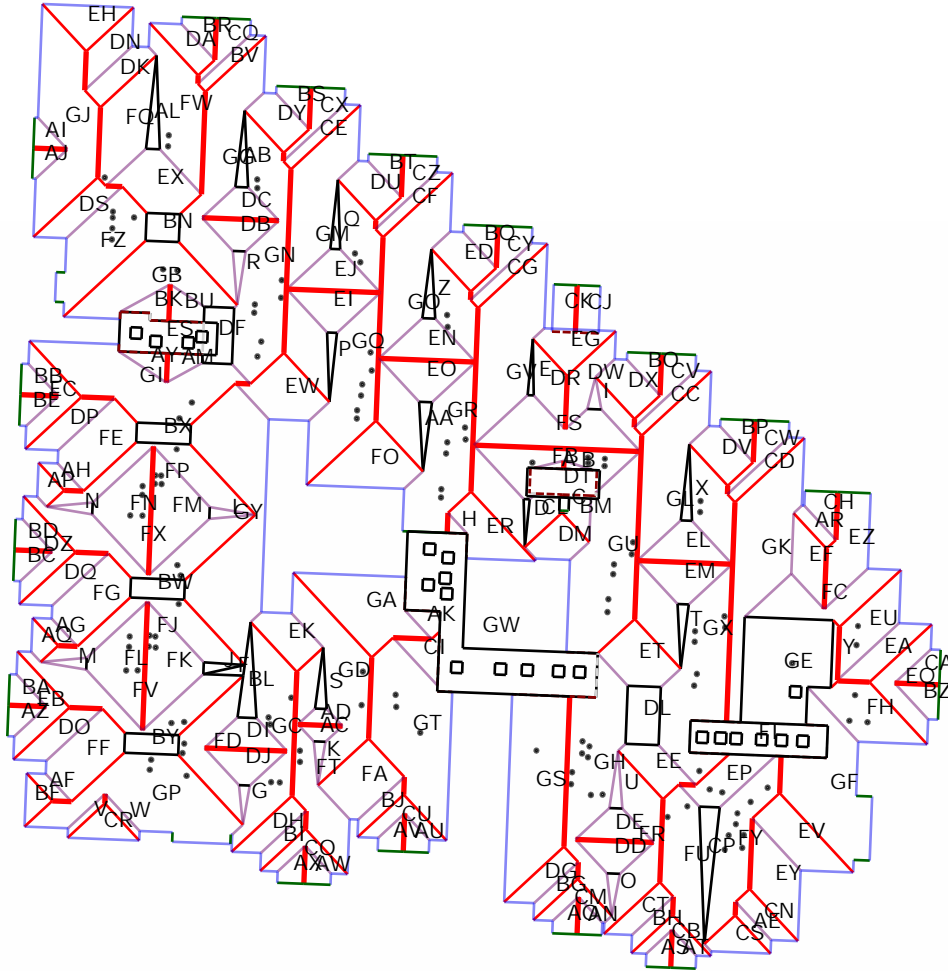
This Report is Made by:
RoofEZ.com
 Accurate Measurements, EZ Savings!
 We take measuring to the next level

Notes Diagram



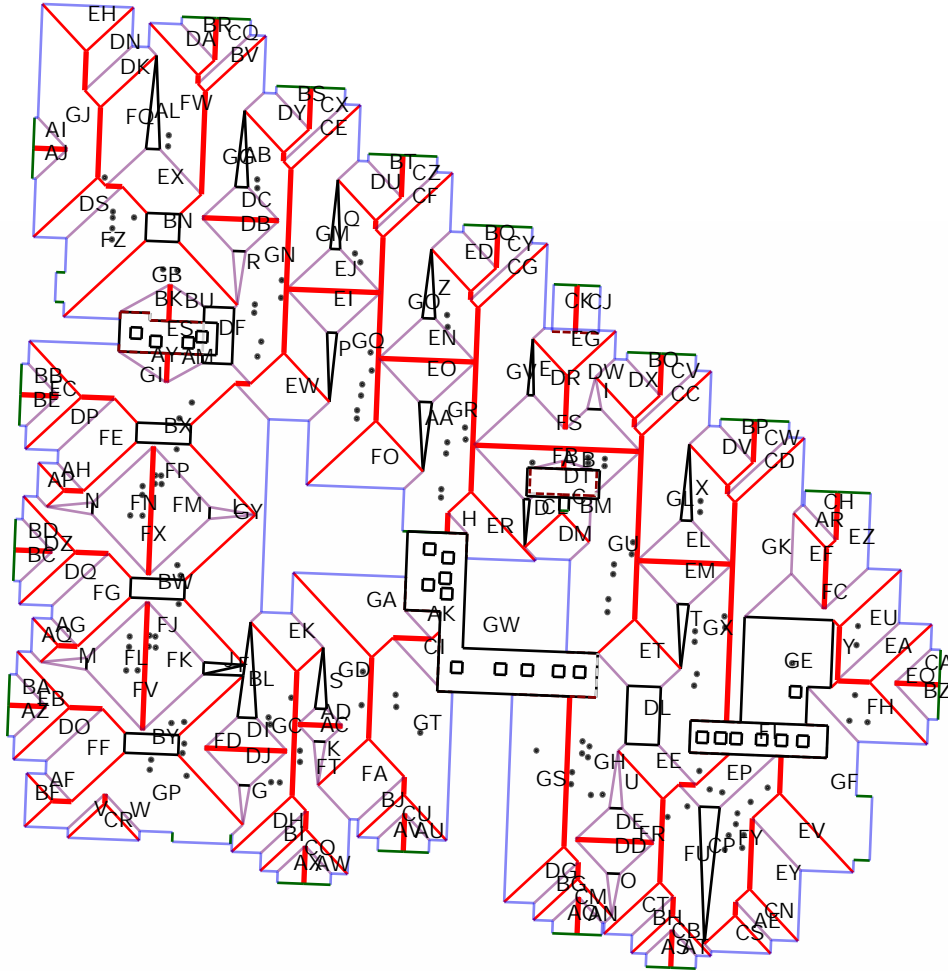
- CM :143 sqft. (6 edges, 2 planes)
- CN :145 sqft.
- CO :148 sqft. (6 edges, 2 planes)
- CP :155 sqft.
- CQ :158 sqft.
- CR :159 sqft.
- CS :162 sqft.
- CT :164 sqft.
- CU :164 sqft. (6 edges, 2 planes)
- CV :167 sqft.
- CW :167 sqft.
- CX :167 sqft.
- CY :167 sqft.
- CZ :167 sqft.
- DA :169 sqft.
- DB :178 sqft.
- DC :178 sqft.
- DD :185 sqft.
- DE :185 sqft.
- DF :186 sqft.
- DG :186 sqft.
- DH :186 sqft.
- DI :200 sqft.
- DJ :208 sqft.
- DK :212 sqft.
- DL :214 sqft.
- DM :214 sqft.
- DN :221 sqft.
- DO :222 sqft.
- DP :222 sqft.
- DQ :222 sqft.
- DR :227 sqft.
- DS :229 sqft.
- DT :229 sqft.
- DU :238 sqft.
- DV :241 sqft.
- DW :241 sqft. (6 edges, 2 planes)
- DX :243 sqft.
- DY :244 sqft.
- DZ :245 sqft. (6 edges, 2 planes)
- EA :245 sqft.
- EB :245 sqft. (6 edges, 2 planes)
- EC :245 sqft. (6 edges, 2 planes)
- ED :245 sqft.
- EE :250 sqft. (6 edges, 2 planes)

Notes Diagram



- EH : 257 sqft.
- EG : 257 sqft.
- EH : 258 sqft.
- EI : 269 sqft.
- EJ : 269 sqft.
- EK : 275 sqft.
- EL : 276 sqft.
- EM : 276 sqft.
- EN : 284 sqft.
- EO : 284 sqft.
- EP : 295 sqft. (6 edges, 2 planes)
- EQ : 296 sqft. (6 edges, 2 planes)
- ER : 346 sqft.
- ES : 375 sqft.
- ET : 390 sqft.
- EU : 392 sqft.
- EV : 414 sqft.
- EW : 424 sqft. (6 edges, 2 planes)
- EX : 435 sqft. (7 edges, 2 planes)
- EY : 441 sqft.
- EZ : 445 sqft. (6 edges, 2 planes)
- FA : 447 sqft.
- FB : 458 sqft. (7 edges, 2 planes)
- FC : 460 sqft. (6 edges, 2 planes)
- FD : 469 sqft. (7 edges, 2 planes)
- FE : 484 sqft. (6 edges, 2 planes)
- FF : 484 sqft. (6 edges, 2 planes)
- FG : 484 sqft. (6 edges, 2 planes)
- FH : 487 sqft. (6 edges, 2 planes)
- FI : 492 sqft.
- FJ : 509 sqft. (9 edges, 2 planes)
- FK : 512 sqft.
- FL : 512 sqft.
- FM : 512 sqft.
- FN : 512 sqft.
- FO : 516 sqft.
- FP : 521 sqft. (9 edges, 2 planes)
- FQ : 535 sqft.
- FR : 537 sqft. (9 edges, 2 planes)
- FS : 604 sqft. (6 edges, 2 planes)
- FT : 624 sqft. (11 edges, 3 planes)
- FU : 630 sqft. (8 edges, 2 planes)
- FV : 665 sqft. (11 edges, 3 planes)
- FW : 671 sqft. (7 edges, 2 planes)
- FX : 679 sqft. (11 edges, 3 planes)

Notes Diagram





- FY : 715 sqft. (8 edges, 2 planes)
- FZ : 726 sqft. (9 edges, 2 planes)
- GA : 726 sqft. (6 edges, 2 planes)
- GB : 774 sqft. (7 edges, 2 planes)
- GC : 775 sqft. (9 edges, 2 planes)
- GD : 859 sqft. (9 edges, 2 planes)
- GE : 942 sqft. (6 edges, 2 planes)
- GF : 1041 sqft. (12 edges, 3 planes)
- GG : 1076 sqft. (11 edges, 3 planes)
- GH : 1102 sqft. (13 edges, 3 planes)
- GI : 1117 sqft. (11 edges, 3 planes)
- GJ : 1123 sqft. (9 edges, 2 planes)
- GK : 1178 sqft. (8 edges, 2 planes)
- GL : 1181 sqft. (9 edges, 2 planes)
- GM : 1182 sqft. (9 edges, 2 planes)
- GN : 1200 sqft. (10 edges, 2 planes)
- GO : 1202 sqft. (9 edges, 2 planes)
- GP : 1228 sqft. (13 edges, 3 planes)
- GQ : 1243 sqft. (10 edges, 2 planes)
- GR : 1250 sqft. (12 edges, 3 planes)
- GS : 1281 sqft.
- GT : 1288 sqft. (8 edges, 2 planes)
- GU : 1369 sqft. (11 edges, 3 planes)
- GV : 1388 sqft. (10 edges, 2 planes)
- GW : 1395 sqft. (8 edges, 2 planes)
- GX : 1513 sqft. (14 edges, 3 planes)
- GY : 1627 sqft. (10 edges, 2 planes)
- RTU(s) : 21 planes.
- Vent(s) : 3 planes.



Roofing 1
John-Doe@GMail.com
2811234567
123 Street City, Texas 77095

Property Address:
123 Sample St
Houston, TX 75060

This Report is Made by:
RoofEZ.com
Accurate Measurements, EZ Savings!
We take measuring to the next level





Roofing 1
 John-Doe@GMail.com
 2811234567
 123 Street City, Texas 77095

Property Address:
 123 Sample St
 Houston, TX 75060

This Report is Made by:
RoofEZ.com
 Accurate Measurements, EZ Savings!
 We take measuring to the next level

Waste calculation

Waste %	0%	5%	10%	15%	20%	25%
Area (sqft)	66,082	69,387	72,691	75,995	79,299	82,603
Squares:	660.8SQ	693.9SQ	726.9SQ	759.9SQ	793.0SQ	826.0SQ

Only roof area is included in these waste calculations.
 Additional materials needed for ridge, hip, valley, and starter lengths are not included.

Roof Summary Information

Total Area: 66082sqft; 661SQ;

(Slope: 61365sqft; Flat: 4717sqft;)

Ridge Length: 1359' (73 ridges)

Eave Length: 1538' (142 eaves)

Rake Length: 436' (43 rakes)

Hip Length: 2138' (110 hips)

Valley Length: 2598' (155 valleies)

Apron Flashing: 112'

Step Flashing: 316'

Vents: 3

Major Pitch: 6.00/12

[sorted by sq ft.]

[sorted by pitch.]

Pitch: 6.00/12	Area: 59505sqft	Pitch: 6.04/12	Area: 831sqft
Flat	Area: 4304sqft	Pitch: 6.00/12	Area: 59505sqft
Pitch: 6.04/12	Area: 831sqft	Pitch: 3.60/12	Area: 365sqft
Pitch: 3.60/12	Area: 365sqft	Pitch: 1.68/12	Area: 27sqft
Pitch: 0.45/12	Area: 155sqft	Pitch: 1.31/12	Area: 25sqft
Pitch: 0.59/12	Area: 125sqft	Pitch: 0.92/12	Area: 31sqft
Pitch: 0.44/12	Area: 120sqft	Pitch: 0.82/12	Area: 24sqft
Pitch: 0.56/12	Area: 99sqft	Pitch: 0.80/12	Area: 28sqft
Pitch: 0.77/12	Area: 90sqft	Pitch: 0.77/12	Area: 90sqft
Pitch: 0.43/12	Area: 76sqft	Pitch: 0.71/12	Area: 38sqft
Pitch: 0.50/12	Area: 54sqft	Pitch: 0.68/12	Area: 42sqft
Pitch: 0.68/12	Area: 42sqft	Pitch: 0.59/12	Area: 125sqft
Pitch: 0.52/12	Area: 40sqft	Pitch: 0.57/12	Area: 40sqft
Pitch: 0.57/12	Area: 40sqft	Pitch: 0.56/12	Area: 99sqft
Pitch: 0.71/12	Area: 38sqft	Pitch: 0.52/12	Area: 40sqft
Pitch: 0.92/12	Area: 31sqft	Pitch: 0.50/12	Area: 54sqft
Pitch: 0.80/12	Area: 28sqft	Pitch: 0.45/12	Area: 155sqft
Pitch: 1.68/12	Area: 27sqft	Pitch: 0.44/12	Area: 120sqft
Pitch: 0.16/12	Area: 27sqft	Pitch: 0.43/12	Area: 76sqft
Pitch: 1.31/12	Area: 25sqft	Pitch: 0.38/12	Area: 16sqft
Pitch: 0.82/12	Area: 24sqft	Pitch: 0.32/12	Area: 19sqft
Pitch: 0.32/12	Area: 19sqft	Pitch: 0.16/12	Area: 27sqft
Pitch: 0.38/12	Area: 16sqft	Flat	Area: 4304sqft

